



# REGENT COLLEGE

ANNUAL REPORT 2022

TRAIN UP A CHILD IN THE WAY HE SHOULD GO AND WHEN HE IS OLD, HE WILL NOT DEPART FROM IT  
Proverbs 22:6

# CONTENTS

---

01 COLLEGE VISION, MISSION & VALUES

02 PRINCIPAL'S INTRODUCTION

03 GOVERNANCE

04 STAFFING

05 STUDENTS

07 NAPLAN

10 COLLEGE INCOME

11 COMMUNITY ENGAGEMENT

12 COLLEGE SATISFACTION







# A CHILDHOOD OF LEARNING

## Vision

*To have a reputation in the community as a school known for its academic excellence and use of innovative teaching practices, where belonging, well-being and growth prepare students for their ongoing, educational and faith journey.*



## Values

*Courage*

*Honesty*

*Respect*

*Compassion*

*Responsibility*

## Mission

*To provide a Christ-centred, inquiry-focused learning environment, in which childhood is to be enjoyed and celebrated, and where students develop a life-long love of learning.*

# INTRODUCTION

## MESSAGE FROM THE PRINCIPAL

Welcome to the Annual Report for 2022. It's been quite a year for Regent College! We've celebrated our 40th Anniversary, which is no small feat. It's amazing that Regent College started as a grassroots movement by parents and families seeking options for faith-based education. Faith Christian Academy commenced in 1982 in Brisbane Street Perth and was subsequently renamed Rhema Christian Academy. The school relocated to its current site in Victoria Park in 1986. Since this time, our facilities and resources have grown considerably. The College refurbishment programme continued throughout 2022, with both Pre-Primary classrooms and the canteen updated and improved.

We celebrated the 40th Anniversary in staggered events throughout the year. Although the COVID-19 pandemic somewhat scuttled our plans, our joy and gratefulness remained intact. In Term 1, we held mini celebrations in each classroom due to the restrictions at the time. By Term 3, we were able to host an in-person event for alumni in September on the school grounds.

Over the years, the College has sought to stand out in the local and broader educational community. Our point of difference continues to be an intentionally caring community. This culture is strengthened by having Christian Staff and faith-influenced teaching practices. I was particularly grateful that we emerged from the pandemic with minimal staffing changes and consistency for students.

Our college has continued to grow, with a second Year 4 class added in 2022. Beginning in 2024, we anticipate double-streamed classes from Pre-primary through to Year 6.

We introduced new programmes, including a collaboration with Oracy Australia, to raise the profile of oral language throughout the College. We have modified events such as the Edudance concert and Easter Assembly to include live streaming for parents. Propelled by COVID requirements, we have increased our technology resources and programmes for communication and learning.

I am inspired by the following words by the Apostle Paul when facing everyday challenges, which underpin our core values of courage, honesty, respect, responsibility, and compassion.

So, chosen by God for this new life of love, dress in the wardrobe God picked out for you: compassion, kindness, humility, quiet strength, discipline.....And regardless of what else you put on, wear love. It's your basic, all-purpose garment. Never be without it. (Colossians 3:12,14 The Message)

**Derek  
Nicholls**  
Principal





# GOVERNANCE

## MESSAGE FROM THE BOARD CHAIR

The bible encourages us to "Rejoice always, pray continually" and to "give thanks in all circumstances" (1 Thessalonians 5:16-18).

As we reflect back on 2022, we indeed have much to be thankful for. After the enormous and unique difficulties presented by COVID, we tracked a path to a new normal. It is appropriate to again acknowledge the huge efforts of the school's leadership and staff over the last two years to minimise the impact of lockdowns and other necessary restrictions on our children's learning and connectedness. Our teachers have demonstrated great creativity and adaptiveness in a period of considerable challenge and uncertainty. Thank you.

As a Christian institution, our faith is at the centre of everything we do, and we are constantly striving to deepen our understanding of God's grace, how it applies to our lives and how we can express it to the world around us. To that end, at a Board level we have spent some time in 2022 attempting to solidify our vision and future strategic direction. This includes defining our "Voice" and establishing a theological architecture that we hope will help in guiding us going forward.

This work is more than appropriate as 2022 saw Regent College turn 40 years of age, a huge and critical milestone for any organisation. Established and supported over decades by Riverview Church, Regent has for a number of years now stood and operated independently – in a sense, coming of age. In an environment vastly different to that in which it was birthed, we as a College nonetheless seek to faithfully continue the work with which we believe we have been entrusted, positively impacting the lives of our students, families and the broader community.

We are truly thankful to Riverview Church and look forward to continuing to partner with them.

We have had no change to the composition of the Regent College Board this last year. I would like to thank my fellow Board members for their professionalism, dedication and care as they have undertaken their governance responsibilities across 2022. Over the last twelve months, we approved and completed further building refurbishment as part of an ongoing program of improving facilities and resources for our students. Further work is planned for 2023.

As always, I would like to express again my deep gratitude to our Principal Derek Nicholls and the entire staff of Regent College for their tireless efforts. Their commitment to excellence, their love for our students, and their dedication to our mission are a true reflection of God's love, and we are blessed to have them on our team.

Finally, I would like to thank our students for their commitment to their studies and for their witness to Christ in their daily lives. They are the reason we do what we do, and we are honoured to be a part of their journey.

**Phillip  
Gageler**

Board Chair



# STAFFING

## STANDARDS & DEVELOPMENT

### Teacher Standards

All teaching staff at Regent College are registered with the Teachers Registration Board of Western Australia (TRBWA). The College staff work as a team and all are valued contributors to the effective operation of the College.

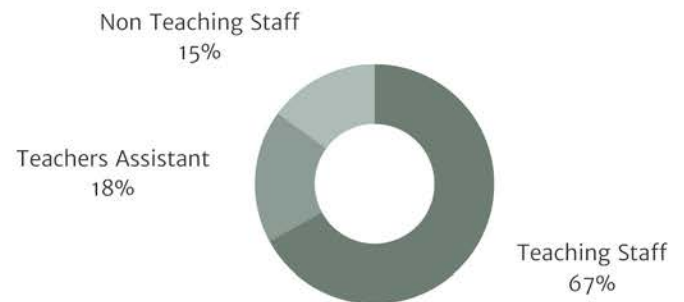
### Workforce Composition

Number of total staff members:



We have four staff members with Masters Degrees.

The percentages below is determined by staff FTE hours:



### Staff Retention

The proportion of staff retained from 2021 to 2022 was 83%. A major contribution to the lower retention was due to end of employment contracts and retirement.

### Professional Learning

At Regent College, the staff are committed to ongoing professional development. In 2022, the College invested \$9,630 in training courses. This figure is only an indicator as some development training like the ones conducted internally by the College does not incur a cost. This figure also does not include the costs incurred for staff relief.

#### Courses Undertaken

- First Aid Courses
- Phonemic Awareness
- Understanding Autism
- Words Their Way
- NQS Assessment & Rating
- High Impact Practices
- Sharp Reading
- Biblical Studies
- CSA WA State Conference
- Exec Leaders Course
- MLTAWA Conference
- Inquiry Pedagogies
- HR101 Training
- HR Specialists
- Governance Training
- Autism Spectrum
- Principals & Boards Symposium
- Teaching Digital Tech





# STUDENT

## STANDARDS & DEVELOPMENT

Regent College is a co-educational, interdenominational Christian Primary School catering for students from Kindergarten to Year 6. The College aims to provide its students with the highest level of academic skills, skills that are foundational to lifelong learning and the achievement of individual potential. Support is given to students in developing a biblical worldview and emphasises the importance of growing in sound character based on Christian values. Regent has an experienced, dedicated staff and supportive community members who work collaboratively to achieve the best possible outcomes for the Regent learning community.

The student population (K-Y6) included approximately 51% of students having a Language Background Other than English (LBOTE) and 25 with learning difficulties.

### Apparent Retention Rate

Calendar Year	Academic Year	August Census	Retention & Growth Rate %
2017	K-6	275	112%
2018	K-6	315	115%
2019	K-6	335	106%
2020	K-6	368	109%
2021	K-6	380	103%
2022	K-6	393	103%



# STUDENT

## STANDARDS & DEVELOPMENT

### Student Attendance

The annual student attendance report completed in Term 3 2022, indicated an overall student attendance rate of 92.45% for students enrolled in Years 1-6.

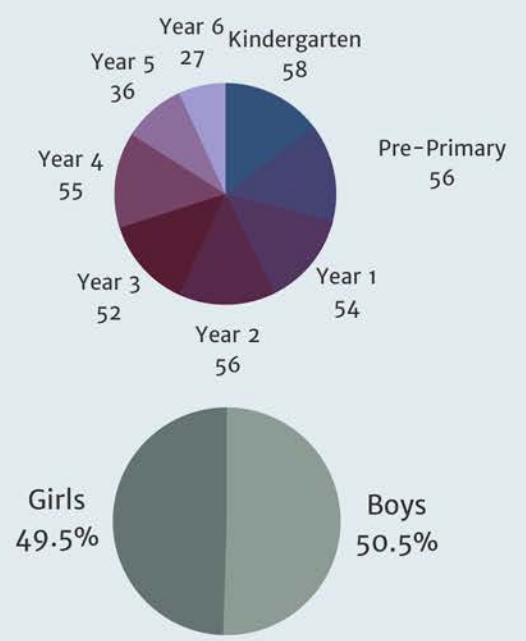
### Attendance Management

Rolls are taken every morning at the commencement of classes and checked again immediately after lunch. Parents are requested to notify the College by 9:00 am if their child will not be attending that day. If a student is not present and the College has not been notified, parents will be contacted by SMS through the College's Student Management System for clarification.

Further information regarding attendance management is available via the College's website.

### Enrolment Statistics

Year Group	BOYS	GIRLS	TOTAL	Avg. Student Attendance
Kindergarten	25	33	58	-
Pre-Primary	28	28	56	-
Year 1	28	26	54	92.19%
Year 2	35	21	56	93.35%
Year 3	32	20	52	90.97%
Year 4	20	35	55	94.13%
Year 5	18	18	36	92.05%
Year 6	13	14	27	91.95%
<b>Total Average</b>	<b>199</b>	<b>195</b>	<b>394</b>	<b>92.45%</b>





# NAPLAN

## National Assessment Program Literacy And Numeracy

This nationwide measurement of student development of literacy and numeracy skills provides parents, caregivers, teachers and school leaders with information on the performance of individual students in relation to national benchmarks standards.

At Regent College, we aim to continue to improve our standards for all students and aim for higher levels of competency in literacy and numeracy. NAPLAN is one tool that can be utilised to measure improvement, not only for the individual student but also for the effectiveness of our teaching and learning programs. This ensures we are providing the best possible outcomes for each student.

In 2022, Regent College had a 99% participation rate in the five assessment tasks; reading, writing, spelling, grammar and punctuation, and numeracy.


The following tables lists the percentage of Year 3 and Year 5 students at or above the NAPLAN minimum standards in 2022.

	Yr 3	Yr 5
READING	100%	97%
WRITING	98%	97%
SPELLING	100%	100%
GRAMMAR	100%	100%
NUMERACY	96%	100%



## Naplan Results For Year 3 in 2022

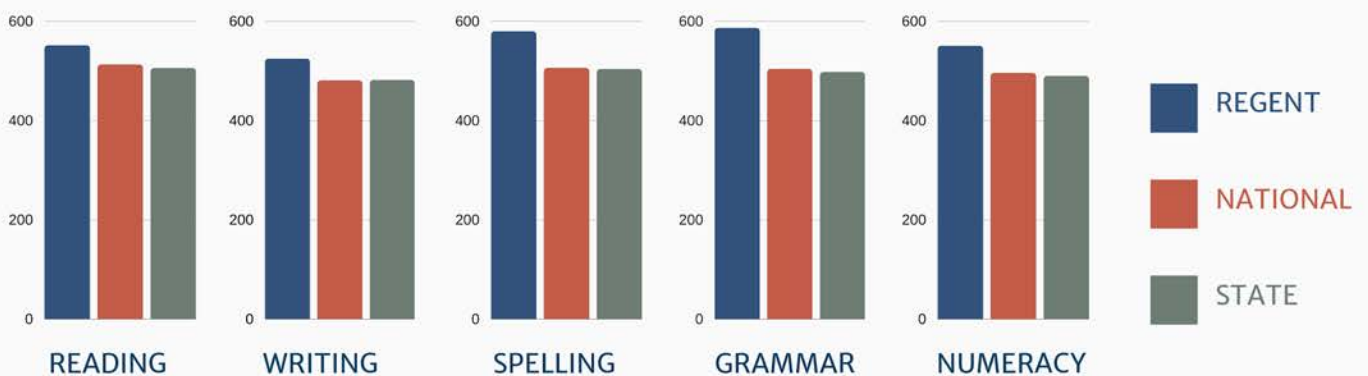
Year 3	READING	WRITING	SPELLING	GRAMMAR	NUMERACY
Regent Mean	490	453	485	491	442
Australian Schools Mean	438	422	418	433	400
% Students at or above national minimum standard	100%	98%	100%	100%	96%
% Students at or below national minimum standard	0%	2%	0%	0%	4%
State Mean	428	419	414	424	395
Similar Schools Mean	487	454	461	483	438





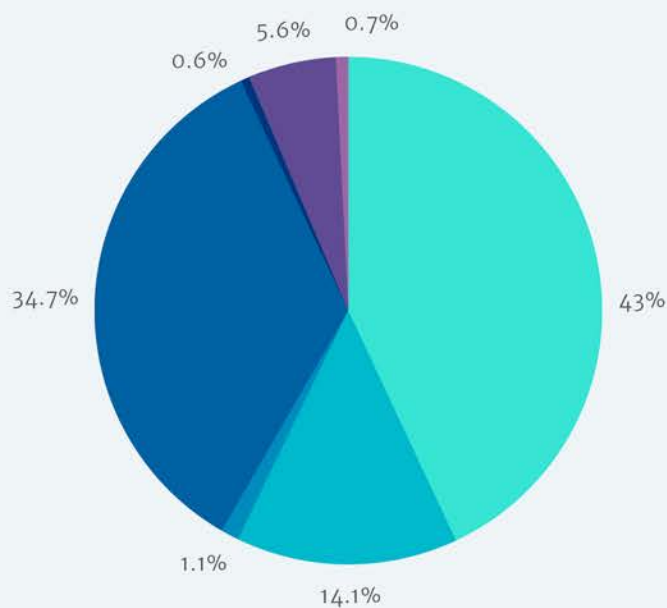
## Naplan Results For Year 5 in 2022

Year 5	READING	WRITING	SPELLING	GRAMMAR	NUMERACY
Regent Mean	558	527	549	569	550
Australian Schools Mean	510	484	505	499	488
% Students at or above national minimum standard	97%	97%	100%	100%	100%
% Students at or below national minimum standard	3%	3%	0%	0%	0%
State Mean	505	480	505	496	487
Similar Schools Mean	556	525	544	547	536

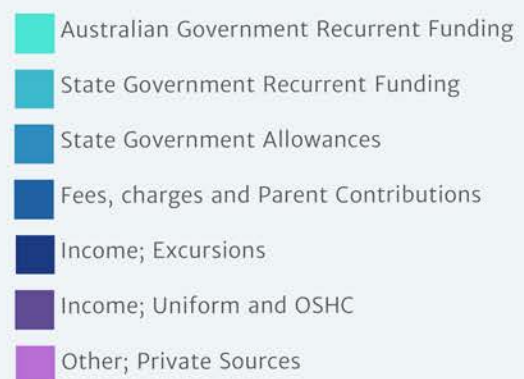


# COLLEGE INCOME

Income Source	Amount
Australian Government Recurrent Funding	\$2,726,155
State Government Recurrent Funding	\$895,964
State Government Allowances	\$72,261
Fees, Charges And Parent Contributions	\$2,200,366
Income; Excursions	\$35,350
Income; Uniform & OSHC	\$355,729
Other; Private Sources	\$50,025
<b>Total</b>	<b>\$6,335,850</b>



## Income Breakdown in %





# COMMUNITY ENGAGEMENT

## College Initiatives

Regent College is committed to building a solid school community founded on teamwork, good communication and respect.

We seek to create an environment where there is effective and cooperative communication between parents, staff and students.

Some key initiatives in fostering this culture includes:

- Annual events
- Regular communications
- A strong relationship with the Parent Collective and Parent Reps
- Parent-Teacher Interviews

## Events & Highlights

The College held a significant number of events for the development and benefit of the students, staff and community in 2022. Here are some of the activities that took place:

- 40th Birthday Cake Day
- Animal Farm Incursion
- Athletics & Cross Country
- Beanie Day Fundraiser
- Bushwalk at John Forrest
- Busk A Tune
- Caversham Wildlife Park Excursion
- Chic & Bloke Program
- Child vs Wild Excursion
- Community Helper Dress-up Day
- Cubby Day
- Dads & Kids Mini-Golf
- ELC Christmas Celebration
- Fathering Project - Bunnings Workshop
- First Aid Training
- Heirisson Island Walk
- Heritage Day Incursion
- History Walk
- Indoor Rock Climbing
- Italian Day
- Kids & Grandparents Robot Workshop
- Kindy & New Families Morning Tea
- Kindy Firefighter Information Session
- Parliament House & Kings Park Excursion
- Perth Mint Tour
- Police Incursion
- Red Cross Incursion
- Regent Book Fair
- Regent College Concert
- River School Excursion
- RR Penguin Island Excursion
- Rubbish Clean Up at the River
- Run Club
- RUOK Staff Afternoon Tea
- Safer Internet Day
- Scitech Excursion
- Sculptures By The Sea
- Site Analysis at the Swan River
- Take A Dip
- Talk Money Workshop
- Teddy Bear Picnic
- Tranby House Excursion
- Vic Park Council Incursion
- Vic Park Library Excursion
- WACSSA Netball & Soccer Carnival
- Water Corporation Incursion
- West Oz Wildlife Visit
- Worm Farm Delivery and Presentation
- Youth Mental Health Presentation + Q&A
- Yr 6 Graduation Ceremony & Dinner



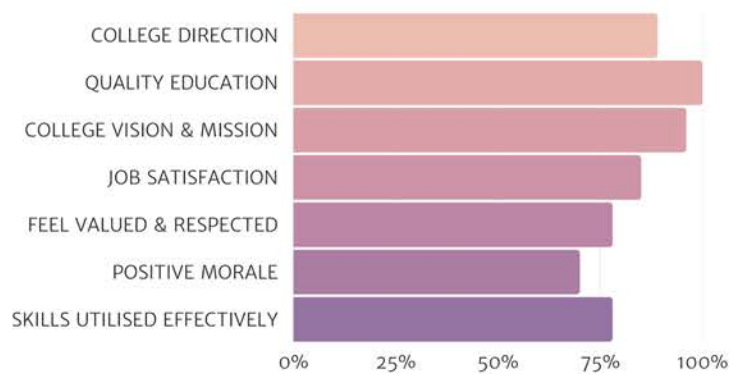


# COLLEGE SATISFACTION

In 2022 Regent College invited members of the school community to participate in an anonymous online survey. Overall, the results indicate high levels of satisfaction. The results of these surveys will be used by the College in its ongoing performance review.

## Staff Satisfaction

This graph is a sample representation of the 2022 Staff Survey based on some key areas. 27 staff surveys were completed. In each area, staff indicated an overall satisfaction rating at or above 85%.



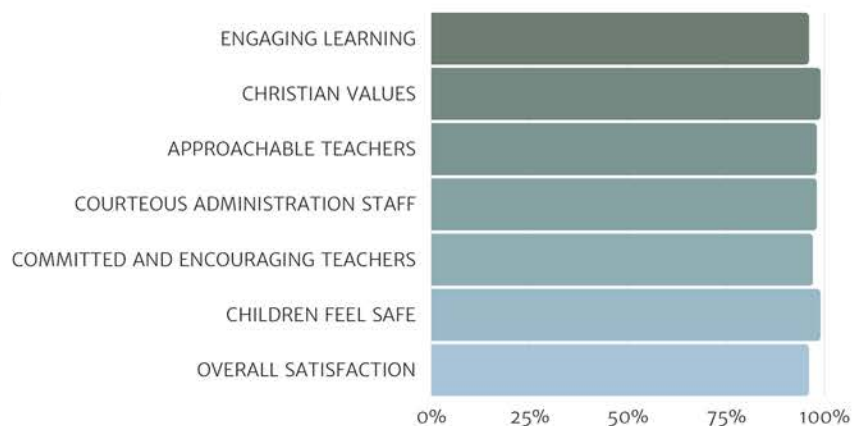
## Staff Comments

*"Outstanding efforts by leadership and teachers to adhere to the mission and vision of Regent."*

*"This job, this community, the staff and just everything makes every trips to school and everything that I do for the college all worth it so thank you."*

## Parent Satisfaction

This graph is a sample representation of the 2022 Parent Survey based on some key areas pertaining to the school community. A total of 70 parent surveys were completed. In each area, parents indicated an overall satisfaction rating at or above 98%.



## Parent Comments

*"We are very appreciative of all the hard work carried out by the staff and teachers at Regent, especially with the challenges that Covid has presented."*

*"Our time here has been an absolute pleasure and I am so very thankful that we have experienced so many wonderful memorable years with the staff/teachers/principal and also the amazing families and friendships that have been formed."*



# A Childhood Of Learning

Courage | Honesty | Respect | Responsibility | Compassion



**REGENT**  
COLLEGE

22 Colombo St, Victoria Park WA 6100

PO Box 584, Victoria Park WA 6979

T: +61 8 9470 4569

E: [admin@regentcollege.wa.edu.au](mailto:admin@regentcollege.wa.edu.au)

W: [www.regentcollege.wa.edu.au](http://www.regentcollege.wa.edu.au)