

REGENT COLLEGE

SCHOOL LUNCH ORDERS 2022



STEP 1

VISIT THE LOCAVORA SCHOOLS WEBSITE

<https://schools.locavora.com.au/>




STEP 2

REGISTER FOR A NEW ACCOUNT (IF ORDERING FOR THE FIRST TIME) OR SIGN IN TO AN EXISTING ACCOUNT

Register A New Account	Sign In To An Existing Account
<input type="text" value="Username"/>	<input type="text" value="Username or Email Address"/>
<input type="text" value="Email"/>	<input type="password" value="Password"/>
<input type="password" value="Password"/>	<input type="checkbox" value="Remember Me"/>
<input type="text" value="Contact Number"/>	
<input type="button" value="Register"/>	<input type="button" value="Log In"/>


STEP 3

ADD YOUR STUDENTS UNDER 'MY ACCOUNT > MANAGE STUDENTS'

[Home](#) [Catering Orders](#) [Lunch Menu](#) [My account](#) [Cart / Checkout](#)

My account **Manage Students**

Name	School	Classroom	Delete
<input type="text" value="Your Student Name"/>	<input style="border: 1px solid black; padding: 2px; text-align: center;" type="text" value="Regent College"/> 	<input type="text" value="Kindergarten A"/>	

MAKE SURE YOU SELECT REGENT COLLEGE

STEP 4

CLICK "LUNCH MENU" AND FOLLOW THE PROMPTS TO ORDER AND CHECKOUT

